


How to Photograph Dubrovnik, Croatia: A Comprehensive Guide

Prepare your cameras, fellow shutterbugs, because we're embarking on a photographic journey through the enchanting city of Dubrovnik, Croatia. From its stunning landscapes to its captivating streets, Dubrovnik offers a treasure trove of opportunities for photography enthusiasts. In this comprehensive guide, we'll delve into the secrets of capturing the essence of this Croatian gem, providing you with tips and tricks to elevate your travel photography skills.

Chapter 1: Capturing Dubrovnik's Majestic Landscapes

Dubrovnik's breathtaking landscapes are a feast for the eyes, offering ample opportunities to capture panoramic shots that will leave your audience in awe. Here are some tips for capturing the best of Dubrovnik's natural beauty:



How to Photograph Dubrovnik, Croatia

★★★★★ 5 out of 5

- Language : English
- File size : 2488 KB
- Text-to-Speech : Enabled
- Screen Reader : Supported
- Enhanced typesetting : Enabled
- Word Wise : Enabled
- Print length : 21 pages
- Lending : Enabled



- **Sunrise and sunset photography:** The golden hour, the period just after sunrise and before sunset, bathes Dubrovnik in a warm, ethereal light, creating the perfect conditions for capturing stunning landscape shots. Plan your photography sessions during these times to take advantage of the soft, flattering light.
- **Long exposure photography:** Capture the movement of the waves crashing against Dubrovnik's city walls or the gentle flow of the Adriatic Sea with long exposure photography. Use a tripod to stabilize your camera and experiment with different shutter speeds to create dynamic and captivating shots.
- **Drone photography:** If you have the opportunity, take your photography to new heights with a drone. Aerial shots provide a unique perspective, allowing you to capture the grandeur of Dubrovnik's city walls, the vastness of the Adriatic Sea, and the surrounding mountains.

Chapter 2: Unveiling the Beauty of Dubrovnik's Architecture

Dubrovnik is an architectural marvel, boasting a rich tapestry of historic buildings, churches, and palaces. These structures are not just historical relics; they are also works of art, waiting to be captured through the lens of your camera.

- **Wide-angle photography:** Capture the grandeur of Dubrovnik's architecture with wide-angle lenses. These lenses allow you to fit more of the building into your frame, highlighting their impressive facades and intricate details.
- **Detail-oriented photography:** Don't limit yourself to wide-angle shots. Get up close and explore the intricate carvings, decorative elements,

and unique textures that adorn Dubrovnik's buildings. Macro lenses or close-up filters can help you capture these details with precision and clarity.

- **Architectural lines and patterns:** Pay attention to the lines and patterns that define Dubrovnik's architecture. The city walls, archways, and rooftops create geometric compositions that can add depth and interest to your photographs.

Chapter 3: Capturing the Vibrant Streets of Dubrovnik

Beyond its historical landmarks, Dubrovnik is a vibrant city teeming with life. Its bustling streets offer a rich tapestry of scenes, from lively markets to charming cafes. Here's how to capture the essence of Dubrovnik's street life:

- **Street photography basics:** Be patient and observant when photographing Dubrovnik's streets. Take the time to blend into the environment and capture candid moments that reflect the city's vibrant atmosphere.
- **Portraits of locals:** Engage with the friendly locals of Dubrovnik and ask for their permission to take their portraits. These portraits can add a personal touch to your photography and provide a glimpse into the lives of the people who call this city home.
- **Capturing movement:** Use fast shutter speeds to freeze the movement of people and vehicles on Dubrovnik's streets. This technique helps convey the city's dynamic and energetic vibe.

Chapter 4: Post-Processing Tips for Enhancing Your Dubrovnik Photographs

Once you've captured your Dubrovnik photographs, the post-processing stage offers endless possibilities to enhance their beauty and impact. Here are some tips to consider:


- **Color correction:** Adjust the white balance and color temperature to ensure accurate and vibrant colors in your photographs. Consider using editing software to fine-tune the hues and saturation to match your artistic vision.
- **Exposure adjustments:** Pay attention to the exposure of your photographs. Use editing tools to brighten shadows, darken highlights, or adjust the overall exposure to create a balanced and visually appealing image.
- **Cropping and composition:** Take advantage of cropping tools to eliminate distractions and enhance the composition of your photographs. Experiment with different crop ratios to create different perspectives and focal points.

Bonus Tips for Photographing Dubrovnik

- **Plan your photography itinerary:** Research Dubrovnik's landmarks and viewpoints beforehand to plan your photography itinerary effectively. This will help you maximize your time and capture the best shots during your trip.
- **Communicate with locals:** Don't hesitate to interact with Dubrovnik's locals. They can provide valuable insights about hidden gems and off-the-beaten-path locations that offer unique photography opportunities.
- **Respect privacy:** While capturing the essence of Dubrovnik's street life, be mindful of people's privacy. Always ask for permission before

taking their portraits and respect their wishes if they decline.

Embarking on a photographic journey through Dubrovnik is a truly immersive experience. By following these tips and tricks, you'll be well-equipped to capture the essence of this Croatian gem and create stunning images that will preserve the memories of your adventure for years to come.



How to Photograph Dubrovnik, Croatia

★★★★★ 5 out of 5

Language	: English
File size	: 2488 KB
Text-to-Speech	: Enabled
Screen Reader	: Supported
Enhanced typesetting	: Enabled
Word Wise	: Enabled
Print length	: 21 pages
Lending	: Enabled


FREE

DOWNLOAD E-BOOK



The Ultimate Manual for Men: A Guide to Living a Fulfilling and Successful Life

Being a man in today's world can be tough. There are a lot of expectations placed on us, and it can be hard to know how to live up to them. But don't worry, we're...



Lessons From 30 Years of Outperforming Investment Benchmarks

The stock market is a complex and ever-changing landscape. It can be difficult to know where to invest your money and how to achieve the best possible returns. However, by...