

The Principal Guide To Curriculum Leadership: A Comprehensive Guide to Implementing and Sustaining Effective Educational Programs


Curriculum leadership is a vital role for principals in ensuring that their schools provide high-quality educational programs that meet the needs of all students. Effective curriculum leaders have a clear vision for what their students should learn, and they work tirelessly to create and implement educational programs that make this vision a reality.

This guide will provide principals with everything they need to know about curriculum leadership, from developing a curriculum to assessing its effectiveness. We will cover the following topics:

- What is curriculum leadership?
- The importance of curriculum leadership
- The roles and responsibilities of curriculum leaders
- The steps involved in developing a curriculum
- The importance of implementing a curriculum effectively
- The importance of assessing a curriculum's effectiveness
-

Curriculum leadership is the process of planning, implementing, and evaluating educational programs in order to ensure that they meet the

needs of all students. Effective curriculum leaders have a clear vision for what their students should learn, and they work tirelessly to create and implement educational programs that make this vision a reality.



The Principal's Guide to Curriculum Leadership

by Richard D. Sorenson

★★★★☆ 4.5 out of 5

Language : English
File size : 1692 KB
Text-to-Speech : Enabled
Screen Reader : Supported
Enhanced typesetting : Enabled
Word Wise : Enabled
Print length : 320 pages



Curriculum leadership is more than just managing the curriculum. It is about creating a culture of learning in which all students are challenged and supported to reach their full potential. Effective curriculum leaders are able to create a shared vision for what teaching and learning should look like in their schools, and they work with teachers, parents, and community members to make this vision a reality.

Curriculum leadership is essential for creating high-quality educational programs that meet the needs of all students. Effective curriculum leaders play a vital role in ensuring that:

- All students have access to a rigorous and relevant curriculum.
- Teachers are well-qualified and prepared to teach the curriculum.

- Students are engaged in their learning and are making progress.
- The school is meeting its educational goals.

The roles and responsibilities of curriculum leaders vary depending on the size and structure of the school. However, some common roles and responsibilities include:

- Developing the school's curriculum in collaboration with teachers, parents, and community members.
- Implementing the curriculum in a way that ensures that all students have access to a high-quality education.
- Evaluating the curriculum's effectiveness and making changes as needed.
- Providing professional development for teachers on the curriculum and on best practices for teaching.
- Advocating for the curriculum and for the needs of students.

The process of developing a curriculum is complex and time-consuming. However, it is essential to take the time to do it right. The following steps will help you develop a curriculum that is aligned with your school's mission and goals, and that meets the needs of all students:

1. **Identify the school's mission and goals.** The first step in developing a curriculum is to identify the school's mission and goals. This will help you determine what the curriculum should focus on and what skills and knowledge students should develop.

2. **Conduct a needs assessment.** Once you have identified the school's mission and goals, you need to conduct a needs assessment to determine what students need to learn in order to reach these goals. This can be done by talking to teachers, parents, and community members, and by reviewing existing data on student achievement.
3. **Develop the curriculum framework.** The curriculum framework is a blueprint for the curriculum. It outlines the content that will be taught, the skills that students will develop, and the assessments that will be used to measure student learning.
4. **Develop the curriculum materials.** Once you have developed the curriculum framework, you need to develop the curriculum materials. These materials include textbooks, lesson plans, and other resources that teachers will use to teach the curriculum.
5. **Implement the curriculum.** Once the curriculum materials have been developed, you need to implement the curriculum in the classroom. This involves providing teachers with professional development on the curriculum and on best practices for teaching, and creating a supportive learning environment for students.
6. **Evaluate the curriculum.** Once the curriculum has been implemented, you need to evaluate its effectiveness. This can be done by collecting data on student achievement, talking to teachers and parents, and reviewing the curriculum materials.

Once you have developed a curriculum, it is essential to implement it effectively in the classroom. This involves providing teachers with professional development on the curriculum and on best practices for teaching, and creating a supportive learning environment for students.

The following tips can help you implement a curriculum effectively:

- Provide teachers with professional development on the curriculum and on best practices for teaching. This will help teachers understand the curriculum and how to teach it effectively.
- Create a supportive learning environment for students. This means providing students with the resources and support they need to succeed, such as access to books, technology, and qualified teachers.
- Monitor student progress and make adjustments as needed. This will help you ensure that students are learning and that the curriculum is meeting their needs.


Once you have implemented a curriculum, it is essential to assess its effectiveness. This will help you determine whether the curriculum is meeting the needs of students and whether it is helping them to achieve the school's goals.

The following tips can help you assess a curriculum's effectiveness:

- Collect data on student achievement. This can be done by giving students tests, quizzes, and other assessments.
- Talk to teachers and parents. Ask them for their feedback on the curriculum and on how well students are learning.
- Review the curriculum materials. This will help you determine whether the materials are up-to-date and whether they are aligned with the school's mission and goals.

Curriculum leadership is a vital role for principals in ensuring that their schools provide high-quality educational programs that meet the needs of all students. Effective curriculum leaders have a clear vision for what their students should learn, and they work tirelessly to create and implement educational programs that make this vision a reality.

The steps outlined in this guide will help you develop, implement, and assess a curriculum that is aligned with your school's mission and goals, and that meets the needs of all students. By following these steps, you can create a culture of learning in your school in which all students are challenged and supported to reach their full potential.



The Principal's Guide to Curriculum Leadership

by Richard D. Sorenson


★★★★☆ 4.5 out of 5

Language	: English
File size	: 1692 KB
Text-to-Speech	: Enabled
Screen Reader	: Supported
Enhanced typesetting	: Enabled
Word Wise	: Enabled
Print length	: 320 pages

FREE


DOWNLOAD E-BOOK





The Ultimate Manual for Men: A Guide to Living a Fulfilling and Successful Life

Being a man in today's world can be tough. There are a lot of expectations placed on us, and it can be hard to know how to live up to them. But don't worry, we're...



Lessons From 30 Years of Outperforming Investment Benchmarks

The stock market is a complex and ever-changing landscape. It can be difficult to know where to invest your money and how to achieve the best possible returns. However, by...